

COMMUNITY HOMELESSNESS REPORT SUMMARY

(Dufferin County)
(2019-2020)

COORDINATED ACCESS AND HOMELESSNESS MANAGEMENT INFORMATION SYSTEM (HMIS) SELF-ASSESSMENT

SUMMARY

The table below provides a summary of the work the community has done so far to implement Reaching Home's minimum requirements for Coordinated Access and an HMIS.

How many of the Reaching Home minimum requirements has the community:

Met	Started	Not yet started
18	0	0

SUMMARY COMMENT

Are there particular efforts and/or issues that you would like to highlight for this reporting period related to your community's work to achieve the Reaching Home minimum requirements? In particular, please describe your community's efforts to set-up or improve the Coordinated Access governance structure, including processes to ensure that policies and protocols, as approved by the governance group(s), are being implemented across the system as intended to achieve desired results.

Dufferin County is a Built for Zero Canada community. Built for Zero Canada (BFZ-C) is an ambitious national change effort helping a core group of leading communities end chronic homelessness and veteran homelessness – a first step on the path to eliminating all homelessness in Canada. Through BFZ-C Dufferin County has implemented a By-Name List and Coordinated Access. A By-Name List is a real-time list of all known people experiencing homelessness in your community. It includes a robust set of data points that support coordinated access and prioritization at a household level and an understanding of homeless inflow and outflow at a system level. Coordinated Access is a way for communities to bring consistency to the process by which people experiencing or at risk of homelessness access housing and related services within a geographic area. Core components of a strong Coordinated Access system include a Housing First approach; real-time data about the supply of and demand for housing resources; and a streamlined service delivery approach with access points to service, a standardized workflow for triage and assessment; prioritization; and vacancy matching and referral.

Dufferin County has been recognized by BFZ-C for the following:

- Quality By-Name List – July 2019
- Reaching Home Coordinated Access – January 2020
- Basic Coordinated Access – October 2020
- Advanced By-Name List – October 2020
- Advanced Coordinated Access – February 2021

The Dufferin Coordinated Access Table has also developed a Terms of Reference which outlines the policies, and governance of Coordinated Access. Additionally there are policies on the following which are reviewed by the Coordinated Access Table annually or more often as required:

- 24 Hour Access
- BNL Intake
- BNL Inactivity
- Out of Area
- Outreach
- Transitional Housing

- Indigenous Consultation and Referrals
- Housing of Clients from the Priority List
- Equity Anti-oppression and Trauma Informed Care
- Appeal of Decision
- Management of the BNL

COMMUNITY-LEVEL DATA for 2019-2020

What is the date range for available data from the List for this fiscal report?

- | | |
|-----------------------------------|------------|
| • First date in reporting period: | 2020-03-01 |
| • Last date in reporting period: | 2020-03-31 |

Complete the Population Groups table below using the date range indicated for this fiscal report.

Number of unique individuals (or households where not available) in each Priority Population Group who:						
Priority Population Groups	Were homeless (Measures Cumulative Homelessness)	Were new to homelessness (Measures Inflow)	Returned to homelessness from housing (one or more times) (Measures Inflow)	Returned to homelessness from transitional status (one or more times) (Measures Inflow)	Returned to homelessness from unknown status (one or more times) (Measures Inflow)	State changed from inactive to active (one or more times) (Measures Inflow)
Overall homeless	29	2	3	0	0	0
Chronically homeless	14	1	1	0	0	0
Indigenous peoples	5	0	0	0	0	0
Priority Population Groups			Moved from homelessness to housing (one or more times) (Measures Outflow)	Status changed from homelessness to transitional (one or more times) (Measures Outflow)	Status changed from homelessness to unknown (one or more times) (Measures Outflow)	State changed from active to inactive (one or more times) (Measures Outflow)
Overall homeless			4	0	0	3
Chronically homeless			3	0	0	2
Indigenous peoples			0	0	0	1

Complete the Prior Living Situations table below for all individuals (or households where not available) that were homeless for the date range indicated for this fiscal report.

	Public Institutions	Transitional Housing	Permanent Housing	Unknown	Total
New to homelessness	0	0	22	0	22
Returned to homelessness	0	0	7	0	7
Total	0	0	29	0	29

COMMUNITY-LEVEL DATA for 2020-2021

What is the date range for available data from the List for this fiscal report?

- | | |
|-----------------------------------|------------|
| • First date in reporting period: | 2021-03-01 |
| • Last date in reporting period: | 2021-03-31 |

Complete the Population Groups table below using the date range indicated for this fiscal report.

Number of unique individuals (or households where not available) in each Priority Population Group who:						
Priority Population Groups	Were homeless (Measures Cumulative Homelessness)	Were new to homelessness (Measures Inflow)	Returned to homelessness from housing (one or more times) (Measures Inflow)	Returned to homelessness from transitional status (one or more times) (Measures Inflow)	Returned to homelessness from unknown status (one or more times) (Measures Inflow)	State changed from inactive to active (one or more times) (Measures Inflow)
Overall homeless	26	5	1	4	0	0
Chronically homeless	15	2	1	4	0	0
Indigenous peoples	1	0	0	0	0	0
Priority Population Groups			Moved from homelessness to housing (one or more times) (Measures Outflow)	Status changed from homelessness to transitional (one or more times) (Measures Outflow)	Status changed from homelessness to unknown (one or more times) (Measures Outflow)	State changed from active to inactive (one or more times) (Measures Outflow)
Overall homeless			4	2	0	5
Chronically homeless			3	1	0	4
Indigenous peoples			0	0	0	0

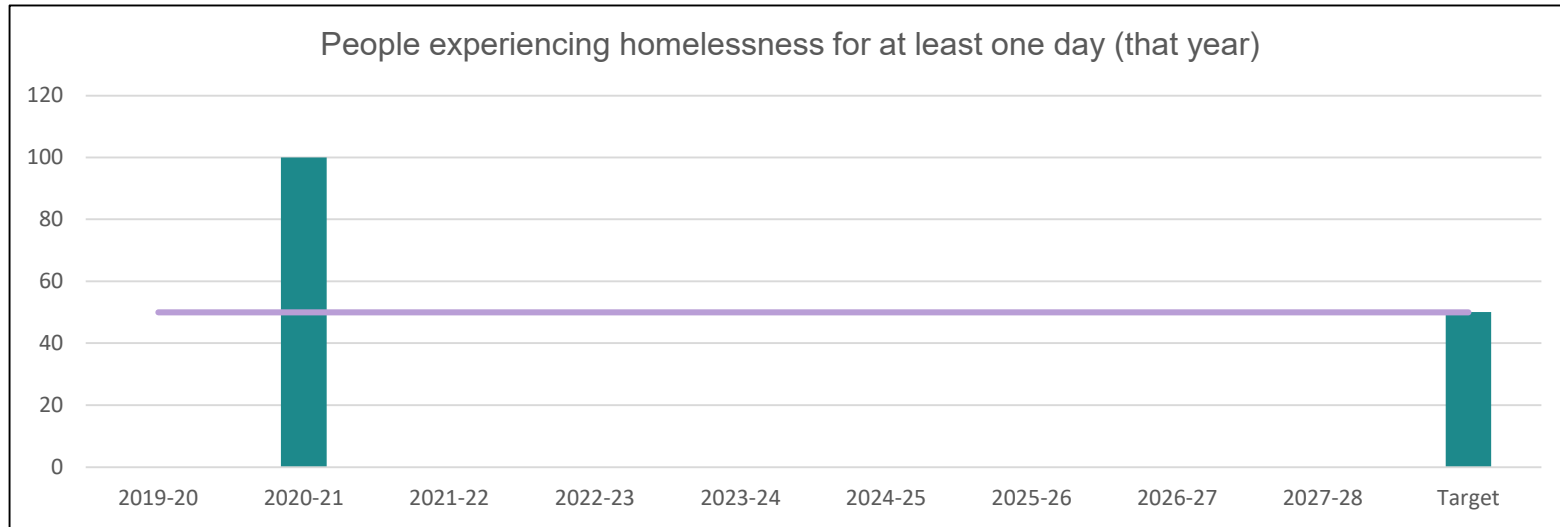
Complete the Prior Living Situations table below for all individuals (or households where not available) that were homeless for the date range indicated for this fiscal report.

	Public Institutions	Transitional Housing	Permanent Housing	Unknown	Total
New to homelessness	0	0	16	0	16
Returned to homelessness	0	5	5	0	10
Total	0	5	21	0	26

COMMUNITY-LEVEL RESULTS OUTCOMES - CORE OUTCOMES

Outcome # 1: Fewer people experience homelessness overall (homelessness is reduced overall)

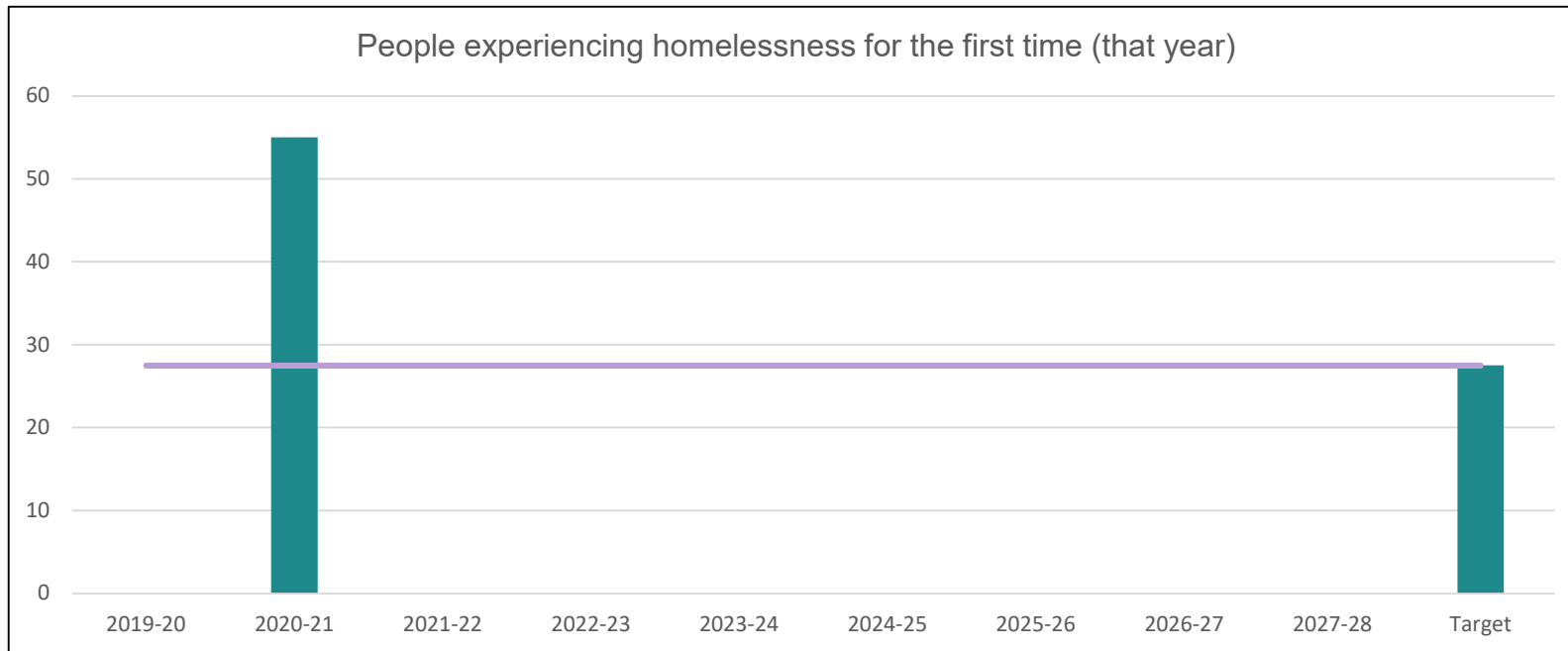
	2019-20	2020-21	2021-22	2022-23	2023-24	2024-25	2025-26	2026-27	2027-28	Target
People experiencing homelessness for at least one day (that year)		100	-	-	-	-	-	-	-	50



Dufferin County will reduce all homelessness by 50% by 2027-2028

Outcome #2: Fewer people experience homelessness for the first time (new inflows into homelessness are reduced)

	2019-20	2020-21	2021-22	2022-23	2023-24	2024-25	2025-26	2026-27	2027-28	Target
People experiencing homelessness for the first time (that year)		55	-	-	-	-	-	-	-	27.5



Dufferin County will reduce first time homelessness by 50% by 2027-2028

Outcome #3: Fewer people return to homelessness from housing (returns to homelessness are reduced)

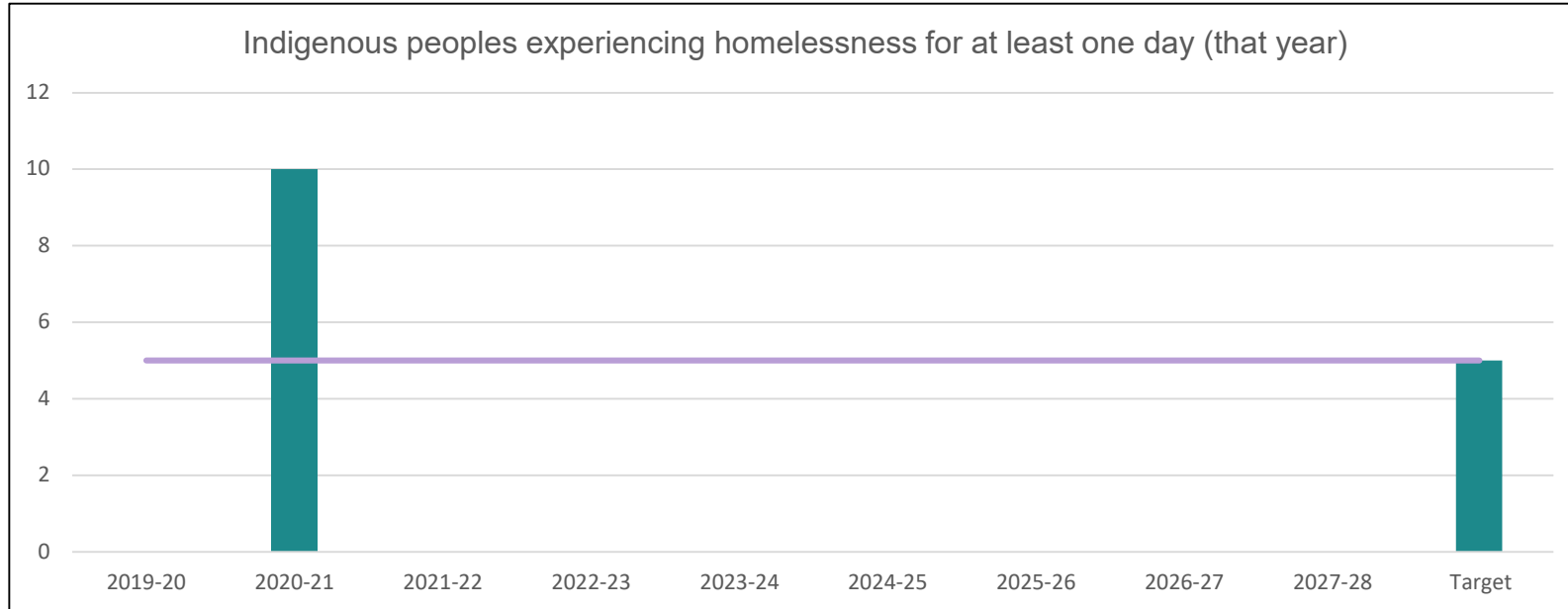
	2019-20	2020-21	2021-22	2022-23	2023-24	2024-25	2025-26	2026-27	2027-28	Target
Returns to homelessness from housing (that year)		11	-	-	-	-	-	-	-	5.5



Dufferin County will reduce returned from housing to homelessness by 50% by 2027-2028

Outcome #4: Fewer Indigenous peoples experience homelessness (Indigenous homelessness is reduced)

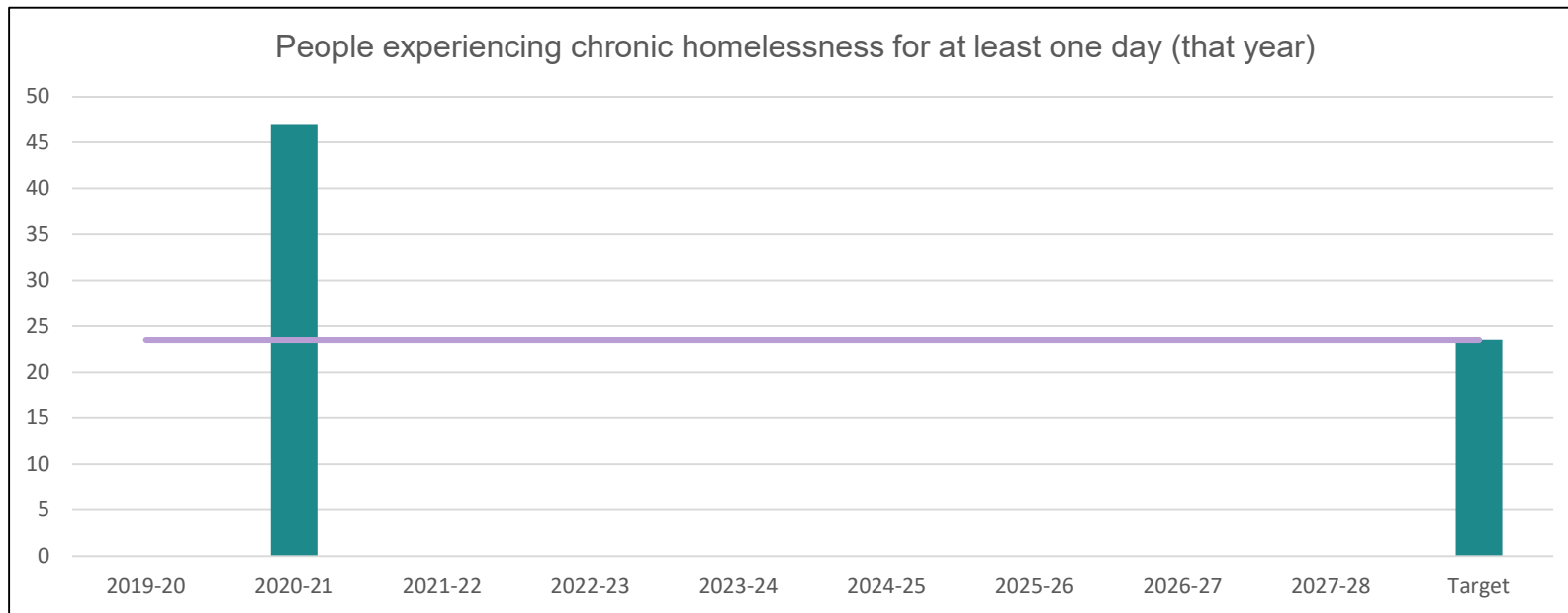
	2019-20	2020-21	2021-22	2022-23	2023-24	2024-25	2025-26	2026-27	2027-28	Target
Indigenous peoples experiencing homelessness for at least one day (that year)		10	-	-	-	-	-	-	-	5



Dufferin County will reduce all Indigenous homelessness by 50% by 2027-2028

Outcome #5: Fewer people experience chronic homelessness (chronic homelessness is reduced)

	2019-20	2020-21	2021-22	2022-23	2023-24	2024-25	2025-26	2026-27	2027-28	Target
People experiencing chronic homelessness for at least one day (that year)		47	-	-	-	-	-	-	-	23.5



Dufferin County will reduce Chronic homelessness by 50% by 2027-2028