

Professional learning events, encounters and exposures

All events, encounters and exposures offered by Dufferin County’s early learning capacity-building initiative will be sent to supervisors when registration is open.

Supervisors are encouraged to share opportunities by forwarding these to the Early Childhood Educators in their Child Care Centres and/or making these visible in their Child Care Centres.

Each event, encounter or exposure will have a link that directs you to our Raising the Bar webpage. Note: in order to register for events, exposures, or encounters hosted by Dufferin County, you will first need to create a login in order to sign up.

By creating your login, you now have an account. With each chosen registration, the system will generate a dashboard for you. This formulates an individual collection of all your events, encounters, and exposures that you have attended or plan to attend. By registering for these, you will also be sent reminders, cancellations and/or updates to the events, encounters and exposures for which you have registered.

Our Raising the Bar webpage offers resources such as videos, articles, updates, projects, early learning careers and professional learning announcements beyond our borders. All of these can be accessed without a login.

All Dufferin County’s directly hosted opportunities will be “hidden” and require your login. All opportunities outside of Dufferin County are available to open/view without logging in.

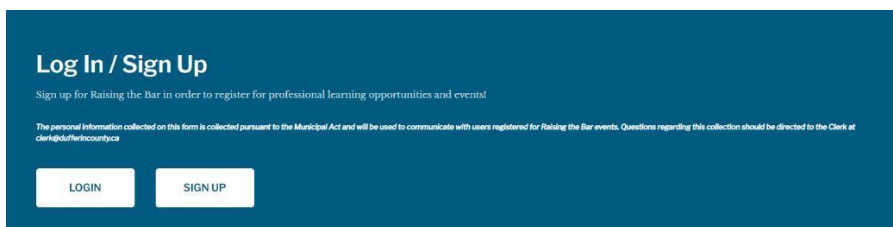
If you register and then would like to cancel your registration in advance, it is the registrant’s responsibility to notify host (ltaylor@dufferincounty.ca), within 48 hours if possible.

If you attempt to register for an event and receive an email saying denied, it is due to a full capacity and you will be added to our waitlist.

To Create or Access Your Account:

Anyone interested in any professional learning/event/encounter/exposure or any networking in Dufferin County will need to create a personal account on the Raising the Bar webpage.

To do so – visit <https://www.dufferincounty.ca/early-years-and-child-care/raising-bar>

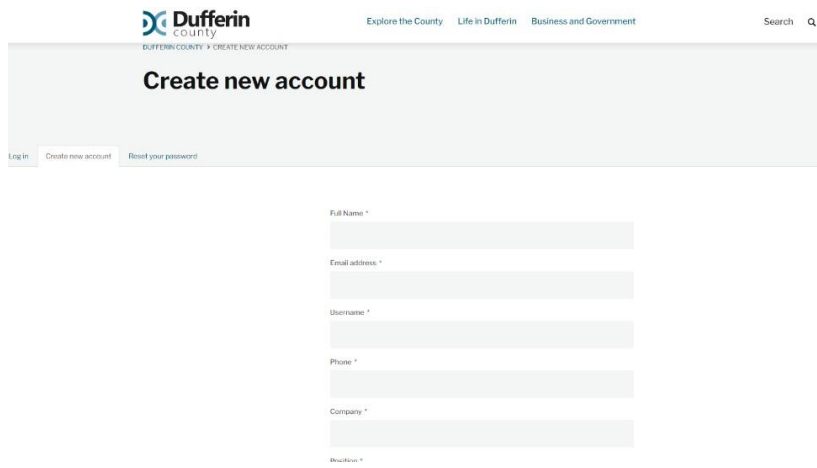


Scroll down to the bottom of the page and look for:

If you are a new user, click “Sign up” or if you are a returning user, click “Login”.

To Sign Up:

1. To create a new account – complete form provided.



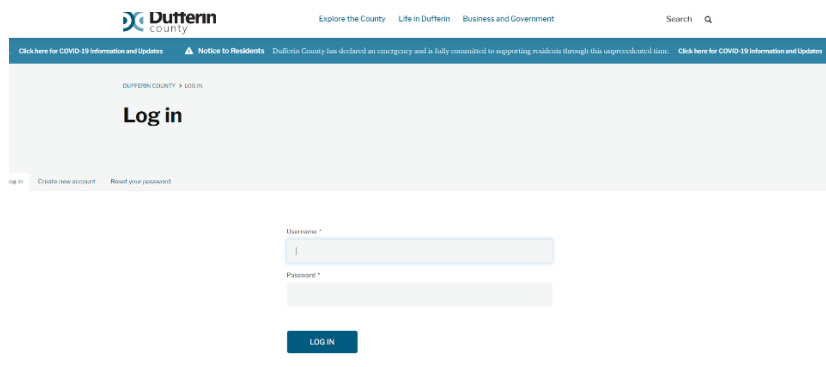
The screenshot shows the 'Create new account' page on the Dufferin County website. The header includes the Dufferin County logo and navigation links: 'Explore the County', 'Life in Dufferin', and 'Business and Government'. A search bar is located in the top right corner. Below the header, the page title is 'Create new account'. There are three links: 'Log in', 'Create new account', and 'Reset your password'. The form contains the following fields: 'Full Name *', 'Email address *', 'Username *', 'Phone *', 'Company *', and 'Residence *'.

2. Click "Create new account". An email will be sent to administration for approval and another will notify the user that their submission has been approved. The user will then have access to all registration opportunities.



To Login:

Enter your user name and password. If you do not remember your password, it can be reset by clicking "Reset my password" seen on the left.



The screenshot shows the 'Log in' page on the Dufferin County website. The header includes the Dufferin County logo and navigation links: 'Explore the County', 'Life in Dufferin', and 'Business and Government'. A search bar is located in the top right corner. Below the header, the page title is 'Log in'. There are three links: 'Log in', 'Create new account', and 'Reset your password'. The form contains the following fields: 'Username *' and 'Password *'. A blue 'LOG IN' button is located below the password field.

Raising the Bar Network – Website Information and Instructions for Use

To View Raising the Bar Content:

Once logged in, you will see a page that lists resources, upcoming events, our Twitter page, and contact information.

The screenshot shows the top of the Raising the Bar website. At the top left is the logo for "Raising the Bar Early Childhood Education" with a green plant icon. Below the logo is the text "Follow @DufferinRTB on Twitter" and a link to follow them on Twitter. To the right is a tweet from @DufferinRTB about a Twitter chat event. The tweet text reads: "Mark your calendars & join us next Wed. for our monthly Twitter chat, #TMC Talks. We will be talking about excess stress. Most of us are experiencing it. Many of us are at the brink of burnout. We are taking it out of the closet, and looking at it with a #SelfReg lens." Below the tweet is a small image of a woman looking at a screen.

To View Events:

Scroll down this page and you will see the three most current events. If you wish to view all of the events that are posted for Raising the Bar on one page, you can do so by clicking "All upcoming events".

The screenshot shows the "Upcoming Events" section. It has a heading "Upcoming Events" and a sub-heading "A preview of upcoming Raising the Bar Events". Below this is a note: "To view future events, please click All Upcoming Events below and refine the category search criteria to Raising The Bar." There are three event cards, each with a placeholder image of a person on a couch. The first card is for "Thursday May 12, 2022 at 6:00pm" with the title "Dufferin Dialogues: Self-Reg and You!". The second card is for "Thursday March 3, 2022 at 6:00pm" with the title "Dufferin Dialogues: Self-Reg and You!". The third card is for "Thursday January 6, 2022 at 6:00pm" with the title "Dufferin Dialogues: Self-Reg and You!". At the bottom of the section is a blue button labeled "ALL UPCOMING EVENTS".

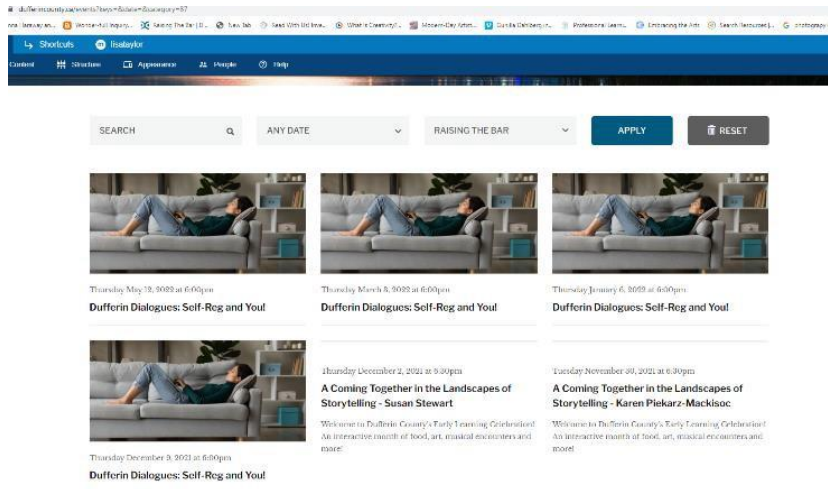
To identify only "Raising the Bar" events, use the drop down "CATEGORY" and click "Raising the Bar" and click "Apply". This will populate all of the Raising the Bar events offered.

SEARCH ANY DATE CATEGORY

Raising the Bar Network – Website Information and Instructions for Use

To Register:

Choose what you would like to attend by clicking on the box of your choice. Here you will find the details of the event, any flyer or video associated to the event, and registration.



Complete the registration questions on the bottom of the page and click "Register". An email will be sent to you, notifying you of your status of registration.

A screenshot of a registration form titled "Registration Form". The form includes a heading "Registration Form" and a sub-heading "If you are interested in attending this event enter your information below:". The form contains several input fields: "Full Name *", "Email Address *", "Status *", and "Math question * 11 - 6 -". Below the "Math question" field, there is a small instruction: "Solve this simple math problem and enter the result. (e.g. for 1+2, enter 3)". At the bottom of the form, there is a blue "REGISTER" button.

Your Dashboard and account information:

You can review or retrieve the events for which you have registered or update your account on your personal dashboard by clicking "View profile" or "Edit Profile".

If you wish to log off, click "Log off".

Difficulty creating your account?

Please contact

ltaylor@dufferincounty.ca and we will be happy to support you!