

DUFFERIN COUNTY COMMUNITY PROFILE

2023

Key Facts (2022)

71,391

Population



39.5
Median Age

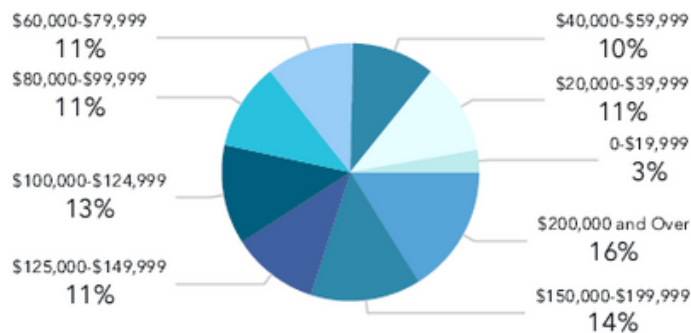


2.9
Average Household Size

CA\$106,832

Median Household Income

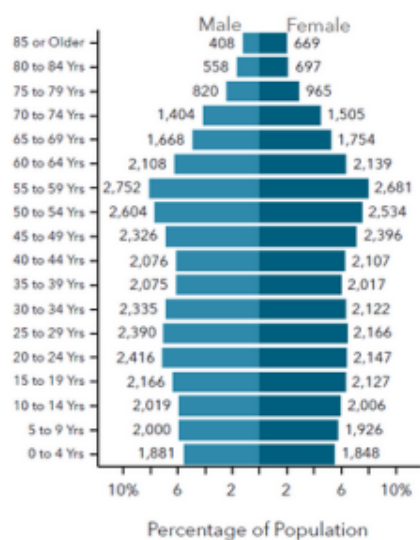
Household Income (2022)



Educational Attainment (2022)



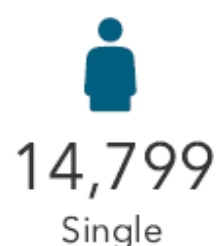
Age Distribution (2019)



The largest group:
2019 Male Population 55 to 59 Years

The smallest group:
2019 Male Population 85 or Older

Marital Status (2022)



Mother Tongue (2022)

English	61,518
French	857
Multiple Languages	718
Aboriginal	16

Labour Force Rates (2022)




Labour Force (2022)



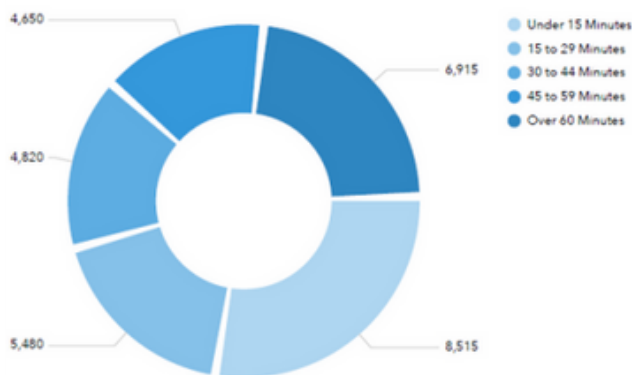
Employment by Industry (2022)

Agriculture	1,070
Mining, Oil & Gas	117
Utilities	388
Construction	3,884
Manufacturing	5,126
Wholesale Trade	2,007
Retail Trade	4,676
Transport & Warehousing	2,383
Information & Cultural	705
Finance & Insurance	1,297
Real Estate	836
Science & Technology	2,394
Company Management	49
Waste Management	2,035
Educational Services	2,638
Health, Social Assistance	3,637
Arts, Entertainment, Recreation	868
Accommodation, Food	2,674
Public Administration	2,130
Other	1,682
Total	40,596

Main Mode of Commuting (2022)



Commuting Duration



Commuting Totals (2016)



Commute by Destination

Within Dufferin County	11,895
Dufferin to Peel Region	7,810
Dufferin to Toronto	1,675
Dufferin to Simcoe County	1,335
Dufferin to York Region	1,070
Dufferin to Wellington County	955
Dufferin to Halton Region	490
Dufferin to Waterloo Region	225
Dufferin to Grey County	140
Dufferin to Middlesex County	45
Dufferin to Durham Region	35
Dufferin to Perth County	30
Dufferin to Niagara Region	25
Dufferin to Ottawa Region	20

Commuters by Profession

