



ORANGEVILLE COMMUNITY PROFILE

2023

Key Facts (2022)

32,969

Population



37.7
Median Age

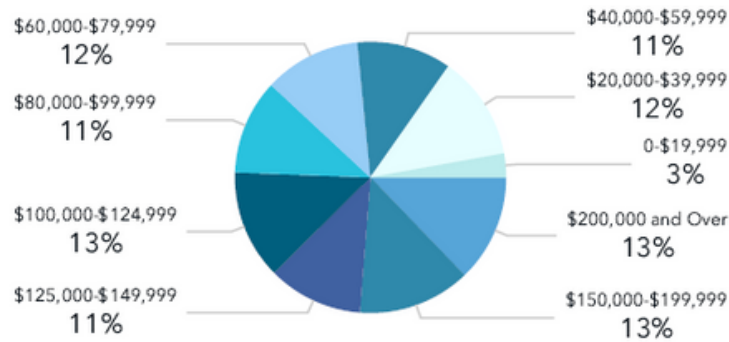


2.8
Average Household Size



CA\$ 101,150

Median Household Income

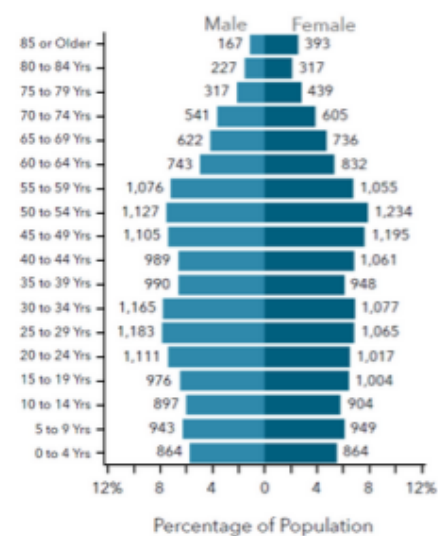
Household Income (2022)



Educational Attainment (2022)




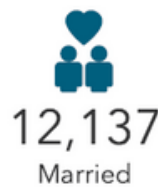
Age Distribution (2018)



The largest group:
2018 Female Population 50 to 54 Years

The smallest group:
2018 Male Population 85 or Older


Marital Status (2022)



Mother Tongue (2022)

English	28,958
French	431
Multiple Languages	329
Aboriginal	7

Main Mode of Commuting (2022)



Labour Force Rates (2022)



73.3

Participation
Rate



91.7

Employment
Rate



8.3

Unemployment
Rate

Labour Force (2022)



19,221

In the Labour
Force



17,622

Employed



1,599

Unemployed



7,008

Not in the
Labour Force

Employment by Industry (2022)

Agriculture	115
Mining, Oil & Gas	55
Utilities	236
Construction	1,742
Manufacturing	2,167
Wholesale Trade	908
Retail Trade	2,325
Transport & Warehousing	1,050
Information & Cultural	377
Finance & Insurance	552
Real Estate	417
Science & Technology	1,017
Company Management	26
Waste Management	888
Educational Services	1,379
Health, Social Assistance	1,813
Arts, Entertainment, Recreation	350
Accommodation, Food	1,437
Public Administration	1,197
Other	841
Total	18,892