



SHELBURNE COMMUNITY PROFILE

2023

Key Facts (2022)

10,610

Population



Median Age

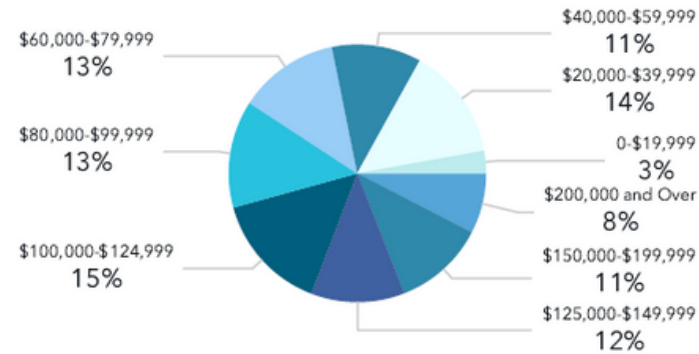


Average Household Size

CA\$ 93,626

Median Household Income

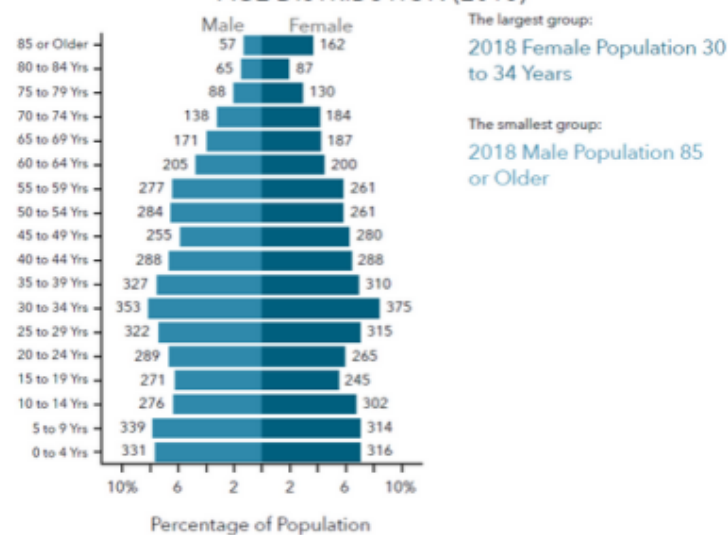
Household Income (2022)



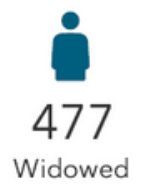

Educational Attainment (2022)



Age Distribution (2018)




Marital Status (2022)



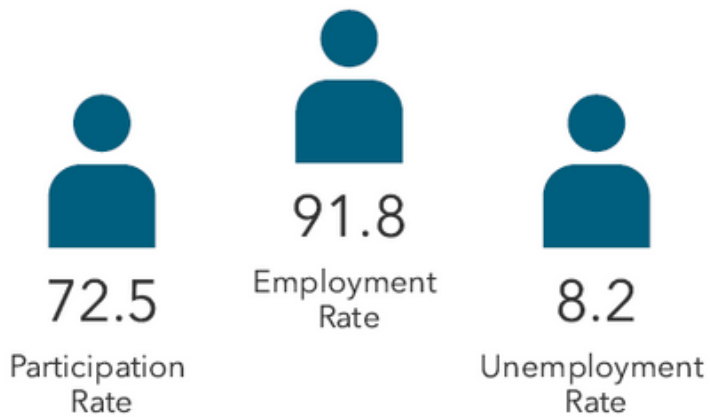
Mother Tongue (2022)

English	9,063
Multiple Languages	123
French	98
Aboriginal	3

Main Mode of Commuting (2022)



Labour Force Rates (2022)



Labour Force (2022)



Employment by Industry (2022)

Agriculture	28
Mining, Oil & Gas	24
Utilities	10
Construction	461
Manufacturing	1,004
Wholesale Trade	293
Retail Trade	768
Transport & Warehousing	445
Information & Cultural	80
Finance & Insurance	197
Real Estate	86
Science & Technology	319
Company Management	12
Waste Management	229
Educational Services	305
Health, Social Assistance	611
Arts, Entertainment, Recreation	84
Accommodation, Food	280
Public Administration	184
Other	163
Total	5,583